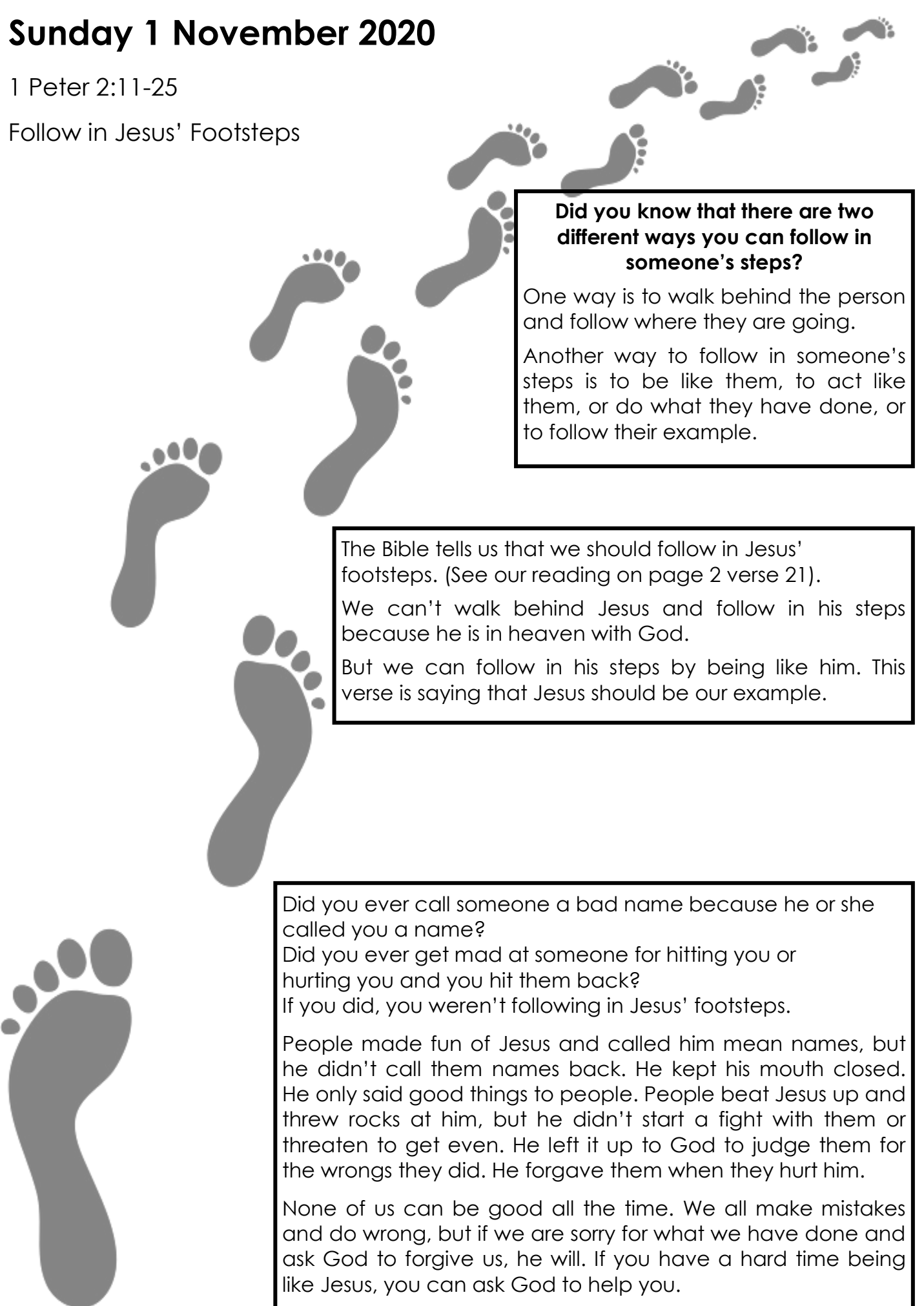


Sunday 1 November 2020

1 Peter 2:11-25

Follow in Jesus' Footsteps



Did you know that there are two different ways you can follow in someone's steps?

One way is to walk behind the person and follow where they are going.

Another way to follow in someone's steps is to be like them, to act like them, or do what they have done, or to follow their example.

The Bible tells us that we should follow in Jesus' footsteps. (See our reading on page 2 verse 21).

We can't walk behind Jesus and follow in his steps because he is in heaven with God.

But we can follow in his steps by being like him. This verse is saying that Jesus should be our example.

Did you ever call someone a bad name because he or she called you a name?

Did you ever get mad at someone for hitting you or hurting you and you hit them back?

If you did, you weren't following in Jesus' footsteps.

People made fun of Jesus and called him mean names, but he didn't call them names back. He kept his mouth closed. He only said good things to people. People beat Jesus up and threw rocks at him, but he didn't start a fight with them or threaten to get even. He left it up to God to judge them for the wrongs they did. He forgave them when they hurt him.

None of us can be good all the time. We all make mistakes and do wrong, but if we are sorry for what we have done and ask God to forgive us, he will. If you have a hard time being like Jesus, you can ask God to help you.

1 Peter chapter 2 verses 11-25

Live for God

¹¹ Dear friends, you are like visitors and strangers in this world. So I beg you to stay away from the evil things your bodies want to do. These things fight against your soul. ¹² People who do not believe are living all around you. They might say that you are doing wrong. So live good lives. Then they will see the good things you do, and they will give glory to God on the day when Christ comes again.

Obey Every Human Authority

¹³ Obey the people who have authority in this world. Do this for the Lord. Obey the king, who is the highest authority. ¹⁴ And obey the leaders who are sent by the king. They are sent to punish those who do wrong and to praise those who do right. ¹⁵ So when you do good, you stop foolish people from saying stupid things about you. This is what God wants. ¹⁶ Live as free men. But do not use your freedom as an excuse to do evil. Live as servants of God. ¹⁷ Show respect for all people. Love the brothers and sisters of God's family. Respect God. Honour the king.

Follow Christ's Example

¹⁸ Slaves, accept the authority of your masters. Do this with all respect. You should obey masters who are good and kind, and you should obey masters who are bad. ¹⁹ A person might have to suffer even when he has done nothing wrong. But if he thinks of God and bears the pain, this pleases God. ²⁰ If you are punished for doing wrong, there is no reason to praise you for bearing punishment. But if you suffer for doing good, and you are patient, then that pleases God.

²¹ **For God called you to do good, even if it means suffering, just as Christ suffered for you. He is your example, and you must follow in his steps.**

²² "He did no sin.
He never lied."

[Isaiah 53:9](#)

²³ People insulted Christ, but he did not insult them in return. Christ suffered, but he did not threaten. He let God take care of him. God is the One who judges rightly. ²⁴ Christ carried our sins in his body on the cross. He did this so that we would stop living for sin and start living for what is right. And we are healed because of his wounds. ²⁵ You were like sheep that went the wrong way. But now you have come back to the Shepherd and Overseer of your souls.

Follow the directions below to do a drawing:

Don't worry about doing it wrong, and if you don't understand a certain step, just do it to the best of your ability.

You will need:

- A piece of square paper approx. 20cm x 20cm
- Pencil

Step 1: Draw a line all the way across your paper to divide it in half vertically and draw another line all the way across your paper to divide it in half horizontally.

Step 2: In the top left square draw 3 lines evenly spaced from the top of the square to the bottom.

Step 3: In the top right square draw a 1cm circle in each corner. Draw two more circles the same size evenly spaced between each of the 4 circles you just drew around the edge of the square.

Step 4: In the bottom left square draw a diagonal line from the top left corner to the bottom right corner and a diagonal line from the right top corner to the bottom left corner.

Step 5: Draw a 5cm wide circle in the centre of the same square.

Step 6: Draw a 2cm wide circle in the centre of the bottom right square of your paper.

Step 7: Draw a straight line from the bottom edge of the circle to the bottom edge of the paper.

Step 8: Draw circles about half the size you just drew evenly spaced all the way around the outside of the circle you just drew so that they are all touching but not overlapping.

You have now finished your drawing.

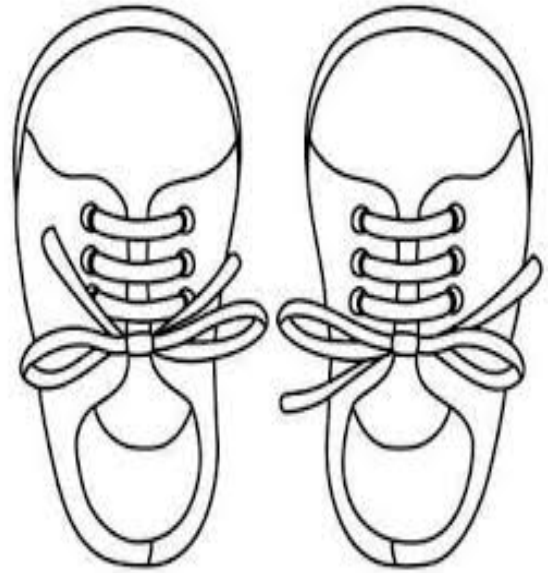
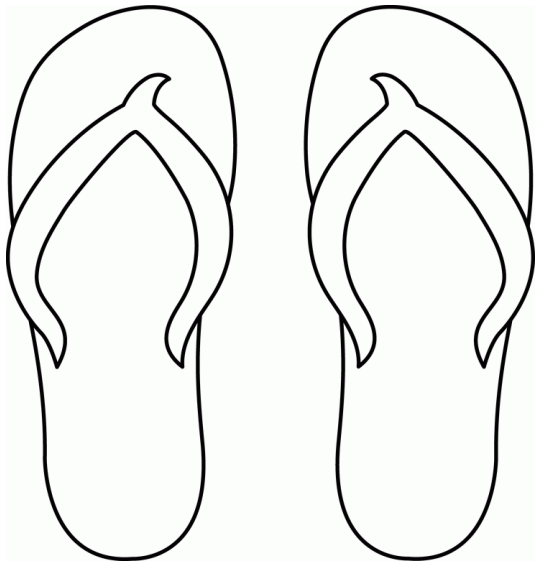
Compare it to the drawing on page 6. Is it the same as your picture? If not, why not? Did you not understand the instructions?

Draw the picture again while following the instructions and checking the picture on page 5.

Let's look at the first picture you drew again. With the first picture you drew, you only had the instructions and it doesn't quite look like the picture on page 5, does it? Now look at your second picture. It looks a lot like that one, doesn't it? That's because you could see the picture you were drawing.

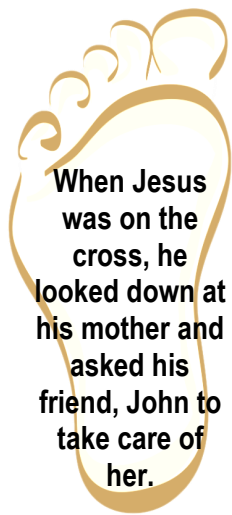
It is the same way with Jesus, right now we only have the instructions on how to be like Jesus. We have to do the best we can to understand and follow them. This sometimes makes it difficult for us to be like him. But the Bible tells us that when Jesus comes and we see him as he really is, we will be like him.

Dear friends, we are already God's children, but he has not yet shown us what we will be like when Christ appears. But we do know that we will be like him, for we will see him as he really is.
1 John 3:2

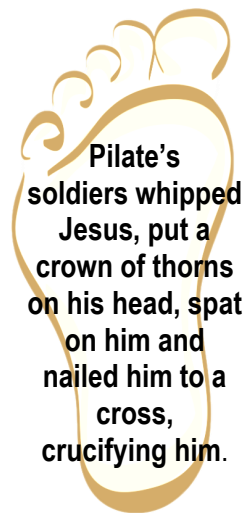
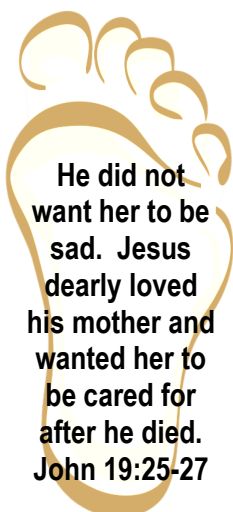


Walking in Jesus' steps

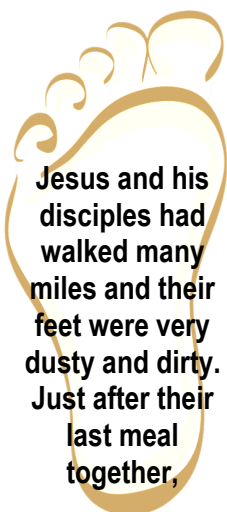
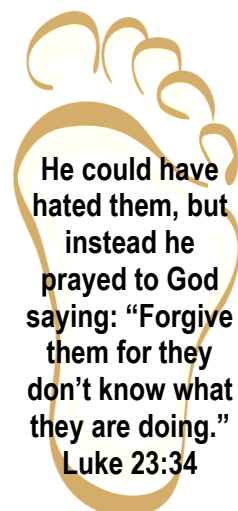
1. Colour in a pair of shoes and cut them out.
2. Place the shoes over a pair of Jesus' feet on page 4
3. Then think or say out loud, "I want to follow Jesus's steps....." For example, if you place your shoes on the feet where Jesus showed kindness, think or say out loud, "I want to follow Jesus's steps, so I will show kindness by"



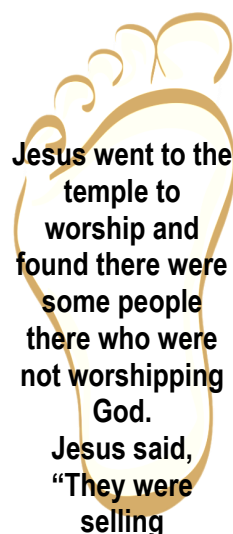
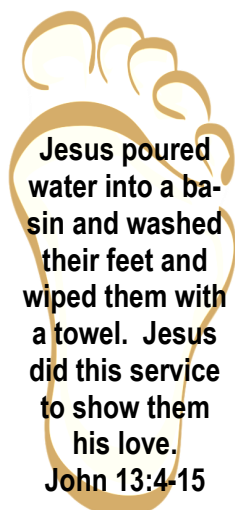
Honour Parents



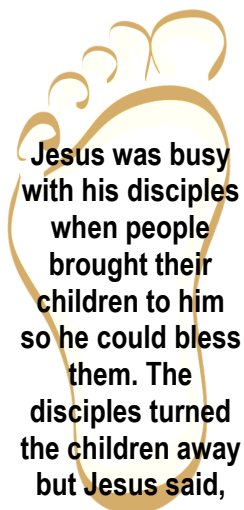
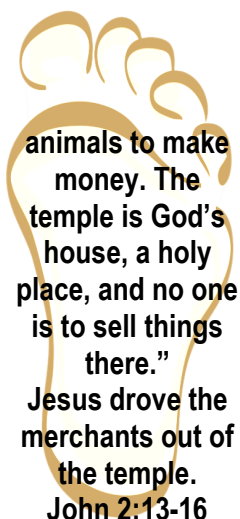
Forgiveness



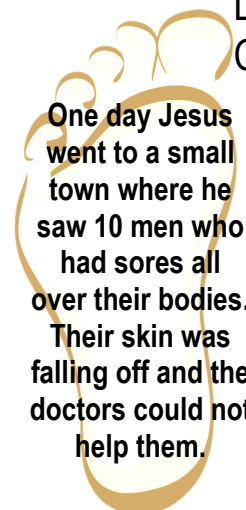
Service



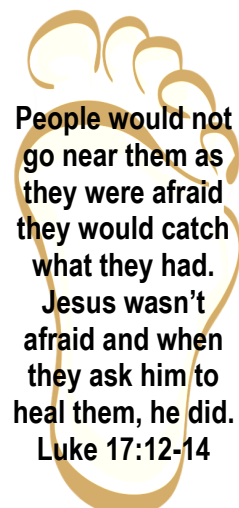
Reverence



Kindness



Love & Compassion



How your picture should look (see page 3)

